

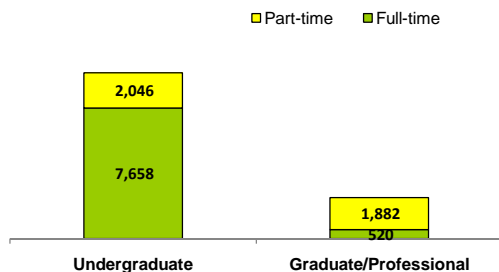


Central Connecticut State University is a regional, comprehensive public university dedicated to learning in the liberal arts and sciences and to education for the professions. Comprising five schools—Arts & Sciences, Business, Education & Professional Studies, Engineering & Technology, and Graduate Studies—CCSU offers undergraduate and graduate programs through the Master's and sixth-year levels and the Ed.D. in Educational Leadership. Committed to offering Connecticut citizens access to distinctive academic programs of high quality, the University is also a responsive and creative intellectual and economic resource for the people and institutions of our state's Capitol Region.

Student Characteristics (Fall 2007) [More](#)

TOTAL NUMBER OF STUDENTS 12,106

Student Level and Enrollment Status



UNDERGRADUATE PROFILE

Total 9,704

Gender

Women	4,795	49%
Men	4,909	51%

Race/Ethnicity

African American / Black	750	8%
American Indian / Alaskan Native	37	0%
Asian / Pacific Islander	250	3%
Hispanic	541	6%
International	148	2%
White	7,258	75%
Race/Ethnicity Unknown	720	7%

Geographic Distribution (Degree-Seeking)

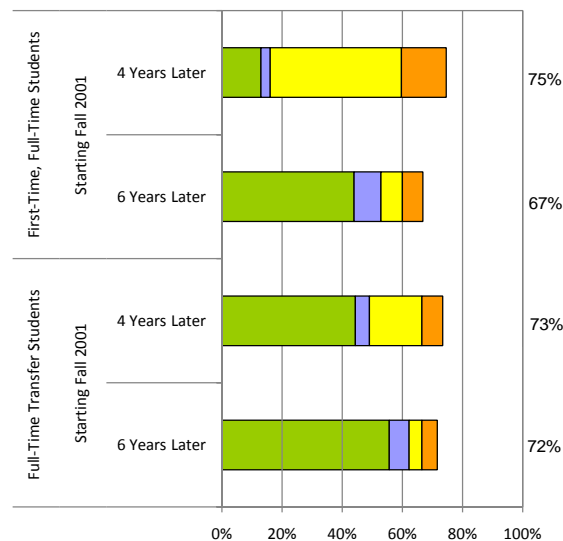
Connecticut	94%
Other US States & Territories	4%
Other Countries	1%

Age (Degree-Seeking)

Average Age	23
Percent of Undergraduates Age 25 or Older	16%

Undergraduate Success and Progress Rate [More](#)

■ Graduated from CCSU
 ■ Graduated from other Institution
■ Still Enrolled at CCSU
 ■ Still Enrolled at other Institution



A 75% four-year success and progress rate means that 75% of students starting in Fall 2001 either graduated or are still enrolled at a higher education institution four years later.

Counts for the Fall 2001 entering class shown in the graph above.

- 1,272 First-Time, Full-Time Students
- 624 Full-Time Transfer Students

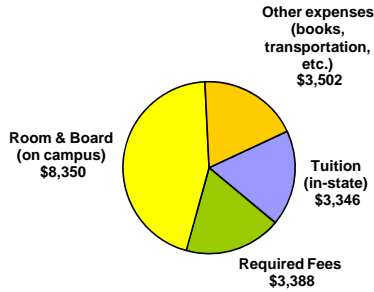
[CLICK HERE](#) for Detailed Success & Progress Rate Tables

Retention of Fall 2006 First-Time, Full-time Students



One of the strengths of U.S. higher education is the broad range of diverse institutions, each with its own distinctive mission. We encourage you to check out college web sites and visit campuses to get a more complete picture of the opportunities available to you!

Typical Undergraduate Costs per Year Without Financial Aid for Full-Time, In-State Students (2007-08)



Total: \$18,586

[CLICK HERE](#) for typical out-of-state costs and any discipline-specific tuition

The cost to attend varies based on the individual circumstances of students and may be reduced through grants and scholarships.

[CLICK HERE](#)
To get a cost estimate for students like you!

Financial Aid Awarded to Undergraduates (Fall 2006)

Overall Financial Aid

- 51% of Fall 2006 full-time undergraduates received financial aid of some type including need-based loans, work study, and non need-based scholarships.

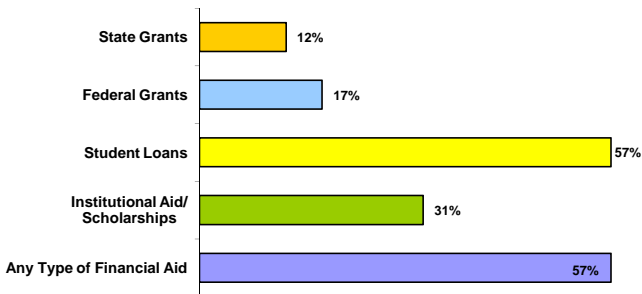
Annual Need-Based Scholarships & Grants

- 36% of Fall 2006 full-time undergraduates received need-based grants or scholarships; the average award for the year was \$3,714.

Annual Need-Based Loans

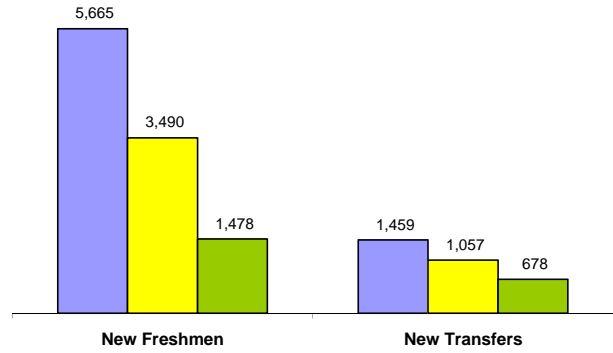
- 43% of Fall 2006 full-time undergraduates received need-based work-study and/or loans (not including parent loans); the average loan for the year was \$3,883.

Percent of Fall 2006 First-Time Students Receiving Each Type of Financial Aid



NOTE: Student may receive aid from more than one source.

Applied Admitted Enrolled



Academic Preparation of New Freshman

Test(s) Required for Admission:

Middle 50% of Test Score Range

	ACT	SAT
Composite	NA-NA	
Math	NA-NA	460-560
English	NA-NA	
Critical Reading		460-540

50% of admitted students have test scores within the ranges listed, 25% have scores above, and 25% have scores below.

Percent in top 25% of High School Graduating Class	25%
Percent in top 50% of High School Graduating Class	66%
Average High School GPA (4-point scale)	NA

Degrees and Areas of Study [More](#)

Degrees Awarded at CCSU in 2006-07

Bachelor's	1,572
Master's	574
Doctoral	17
Total	2,163

Areas of Study with the Largest Number of Undergraduate Degrees Awarded in 2006-07

Business/Management/Marketing	29%
Education	12%
Social Sciences	12%
Psychology	10%
Engineering Technologies	6%
All other degree areas	31%
Total	100%

[CLICK HERE](#) for a list of undergraduate and graduate programs

The CCSU Community

Central Connecticut State University is Connecticut's premiere comprehensive public university. Excellent professors and a wide array of academic programs prepare students for success in whatever field they choose. CCSU's motto is more than a slogan; it articulates the University's commitment to students: "Start with a dream. Finish with a future." Whatever your dreams, CCSU will help you achieve them.

CCSU's educational excellence has been nationally recognized: the Association of American Colleges & Universities chose CCSU as a "Leadership Institution"--one of only 16 institutions in the nation to be so honored for the "innovative undergraduate education" it offers. And the Princeton Review selected CCSU as one of "The Best Northeastern Colleges" and one of "America's Best Value Colleges."

The state's oldest public university, CCSU is located in New Britain, a short drive from the state capital of Hartford, and two hours from Boston and New York. CCSU serves approximately 12,200 students--9,500 undergraduates, and 2,700 graduates. The University works with transfer students to help ensure their seamless transition--academically and socially--to enable students to succeed.



Study at CCSU [More](#)

Classroom Environment

Students per Faculty	16 to 1
Undergraduate classes with fewer than 30 students	79%
Undergraduate classes with fewer than 50 students	99%

Full-Time Instructional Faculty

Total Faculty	432
% Women	45%
% from Minority Groups	16%
% with Highest Degree in Field	70%

Carnegie Classification of Institutional Characteristics

Basic Type

Master's Colleges and Universities (larger programs)

Size and Setting

Medium four-year, primarily nonresidential

Enrollment Profile

High undergraduate

Undergraduate Profile

Full-time four-year, more selective, higher transfer-in

Undergraduate Instructional Program

Balanced arts & sciences/professions, some graduate coexistence

Graduate Instructional Program

Postbaccalaureate comprehensive

NOTE: Institutional classifications based on the Carnegie 2005 edition.

[CLICK HERE](#) for more information on Carnegie Classifications.

Student Housing [More](#)

56% of new freshmen live on campus
23% of all undergraduates live on campus


Campus Safety [More](#)

Most parents today are concerned about the safety of their children when they are away from home. Likewise, those students who commute to our campus, our faculty, administrators and staff also want a safe and secure learning and working environment. Central Connecticut State University understands these concerns and is proud of its record in ensuring that people enjoy their time at CCSU as free as possible from threats to their safety and well-being. In 1999 CCSU's Police Department became the first university police department in Connecticut, and only the second in New England to achieve international recognition as an accredited

[CLICK HERE](#) for Campus Crime Statistics report.

Future Plans of Bachelor's Degree Recipients [More](#)

Data used to build graph are not yet available



Student Experiences and Perceptions

Students who are actively involved in their own learning and development are more likely to be successful in college. Colleges and universities offer students a wide variety of opportunities both inside and outside the classroom to become engaged with new ideas, people, and experiences. Institutions measure the effectiveness of these opportunities in a variety of ways to better understand what types of activities and programs students find the most helpful.

[CLICK HERE](#) for examples of how CCSU evaluates the experiences of its students.

In addition, institutions participating in the VSA program measure student involvement on campus using one of four national surveys. Results from the one survey are reported for a common set of questions selected as part of VSA. Following are the selected results from the 2007-08 National Survey of Student Engagement (NSSE). The questions have been grouped together in categories that are known to contribute to student learning and development. The results reported below are based on the responses of seniors who participated in the survey.

[CLICK HERE](#) for information on survey administration, the survey sample, and the response rate.

[CLICK HERE](#) for information on the NSSE survey.

Group Learning Experiences

- 90% percent of seniors worked with classmates on assignments outside of class.
- 54% of seniors tutored or taught other students
- 19% of seniors spent at least 6 hours per week participating in co-curricular activities such as student organizations and intramural sports

Active Learning Experiences

- 72% of seniors spent at least 6 hours per week preparing for class
- 16% of seniors worked on a research project with a faculty member
- 53% of seniors participated in an internship, practicum, or field experience
- 50% of seniors participated in community service or volunteer work
- 10% of seniors participated in study abroad
- of seniors made at least one class presentation last year

Institutional Commitment to Student Learning and Success

- 94% of seniors believe this institution provides support for student success
- 60% of seniors rated the quality of academic advising at this institution as good or excellent
- 55% of seniors reported that this institution provided help in coping with work, family and other non-academic responsibilities
- 94% of seniors reported working harder than they thought they could to meet an instructor's standards or expectations

Student Satisfaction

- 72% of seniors would attend this institution if they started over again
- 80% of seniors rated their entire educational experience as good or excellent
- 72% of seniors reported that other students were friendly or supportive

Student Interaction with Campus Faculty and Staff

- 44% of seniors believed that the campus staff were helpful, considerate, or flexible
- 72% of seniors believed that faculty are available, helpful, or sympathetic
- 92% of seniors reported that faculty members provided prompt feedback on their academic performance
- 74% of seniors discussed readings or ideas with faculty members outside of class

Experiences with Diverse Groups of People and Ideas

- 63% of seniors reported that they often tried to understand someone else's point of view
- 89% of seniors reported their experience at this institution contributed to their understanding people of other racial and ethnic backgrounds
- 55% of seniors often had serious conversations with students of a different race or ethnicity

Student Learning Outcomes

All colleges and universities use multiple approaches to measure student learning. Many of these are specific to particular disciplines, many are coordinated with accrediting agencies, and many are based on outcomes after students have graduated. In addition, those institutions participating in the VSA measure increases in critical thinking, analytic reasoning, and written communication using one of three tests.

Student Learning Assessment at CCSU

In accordance with CCSU's mission to prepare students to be thoughtful, responsible and successful citizens, the University evaluates student learning at multiple levels including in individual courses, academic programs, and institution wide. Faculty have the primary responsibility for determining and evaluating student learning outcomes. On an annual basis, departments provide a report that includes a list of learning outcomes for graduates of their program, the findings from their evaluation of student learning, an analysis of what these results mean, and how these results have been used to make curricular or programmatic adjustments. CCSU's Office of Institutional Research and Assessment is responsible for campus-wide coordination of assessment activities and assists in the development of a culture of assessment directed at continuous improvement based on data-driven decisions and adjustments.

[CLICK HERE](#) for examples of student learning assessment and outcomes at CCSU

Pilot Project to Measure Core Learning Outcomes

Results from the pilot project using one of the three learning outcomes tests are not yet available.